Testpassport덤프

Testpassport 는 고객님께 일년무료 업데이트 서비스를 제공해드립니다

Testpassport 고품질 인증덤프
http://www.testpassport.kr

Exam : **70-411**

Title : Administering Windows Server 2012

Version : V16.02

1.DRAG DROP
Your network contains an Active Directory forest named contoso.com. The forest contains a Network Policy Server (NPS) server named NPS1 and a VPN server named VPN1. VPN1 forwards all authentication requests to NPS1.
A partner company has an Active Directory forest named adatum.com. The adatum.com forest contains an NPS server named NPS2.
You plan to grant users from adatum.com VPN access to your network.
You need to authenticate the users from adatum.com on VPN1.
What should you create on each NPS server? To answer, drag the appropriate objects to the correct NPS servers. Each object may be used once, more than once, or not at all. You may need to drag the split bar between panes or scroll to view content.

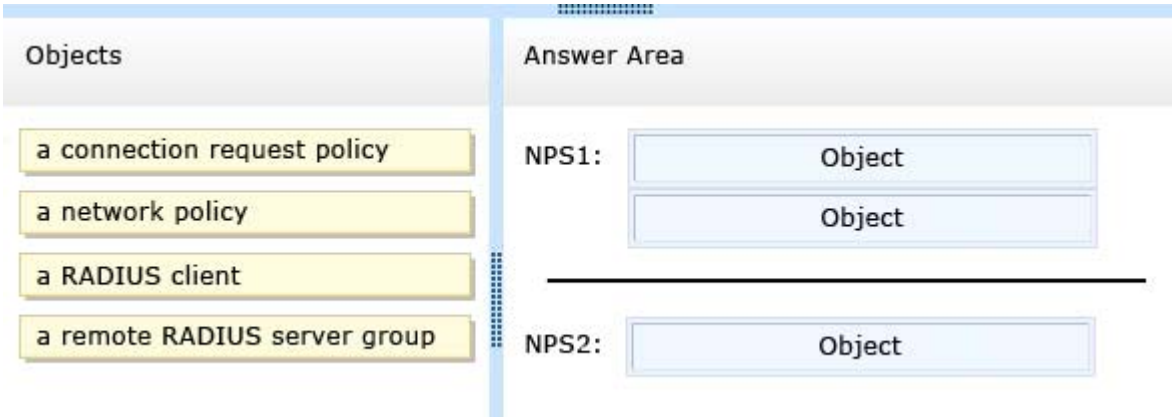

Answer:

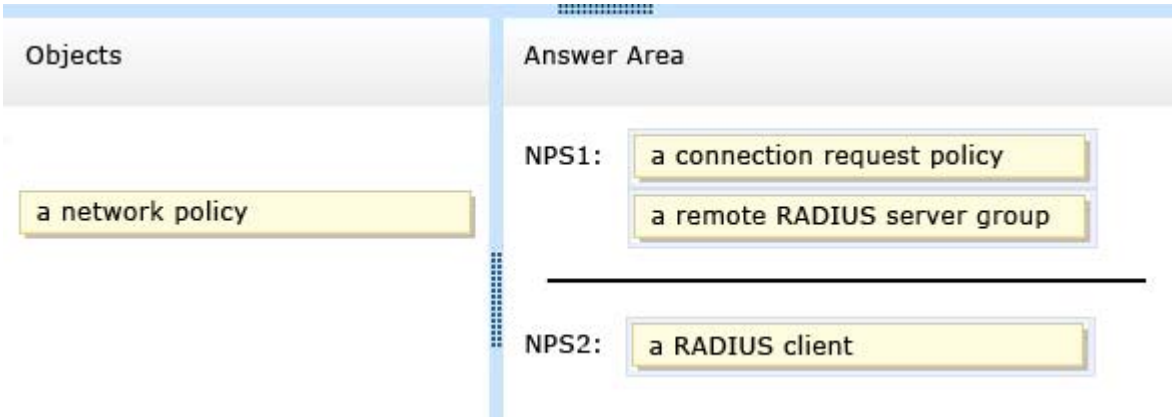

2.HOTSPOT
Your network contains an Active Directory domain named contoso.com.
The domain contains the users shown in the following table.

User name	Member of
User1	Group1
User2	Group2
User3	Group3

You have a Network Policy Server (NPS) server that has the network policies shown in the following table.

Policy name	Condition	Processing order
Policy1	Date and time restriction: Sunday 00:00 to Saturday 24:00	2
Policy2	CONTOSO\Group1	1
Policy3	CONTOSO\Group2 or CONTOSO\Group3	3

User1, User2, and User3 plan to connect to the network by using a VPN. You need to identify which network policy will apply to each user.

What should you identify? To answer, select the appropriate policy for each user in the answer area.

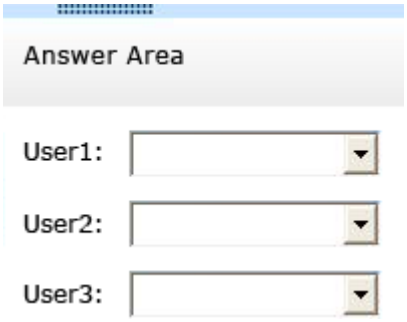



Answer:

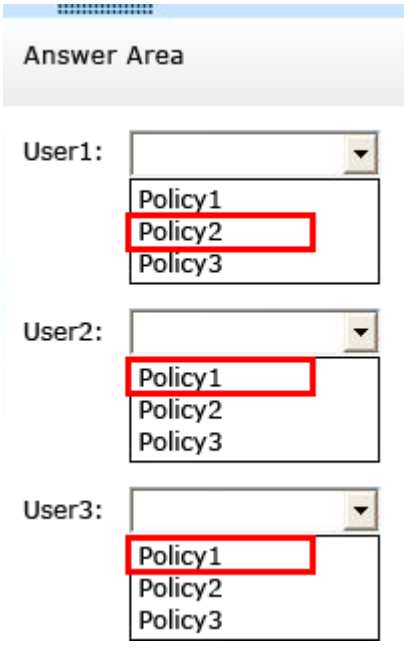

3.Your network contains an Active Directory domain named contoso.com. The domain contains a server named Server1 that runs Windows Server 2012 R2.
Server1 has the following role services installed:
- DirectAccess and VPN (RRAS)
- Network Policy Server
Remote users have client computers that run either Windows XP, Windows 7, or Windows 8.
You need to ensure that only the client computers that run Windows 7 or Windows 8 can establish VPN connections to Server1.
What should you configure on Server1?
A. A condition of a Network Policy Server (NPS) network policy
B. A constraint of a Network Policy Server (NPS) network policy
C. a condition of a Network Policy Server (NPS) connection request policy
D. A vendor-specific RADIUS attribute of a Network Policy Server (NPS) connection request policy
Answer: A
Explanation:
If you want to configure the Operating System condition, click Operating System, and then click Add. In Operating System Properties, click Add, and then specify the operating system settings that are required to match the policy.
The Operating System condition specifies the operating system (operating system version or service pack number), role (client or server), and architecture (x86, x64, or ia64) required for the computer configuration to match the policy.

4.HOTSPOT
Your network contains an Active Directory domain named contoso.com. The domain contains two servers named Server1 and Server2. Server1 has the Network Policy Server role installed. Server2 has the DHCP Server role installed. Both servers run Windows Server 2012 R2. You are configuring Network Access Protection (NAP) to use DHCP enforcement.

You configure a DHCP scope as shown in the exhibit. (Click the Exhibit button.)

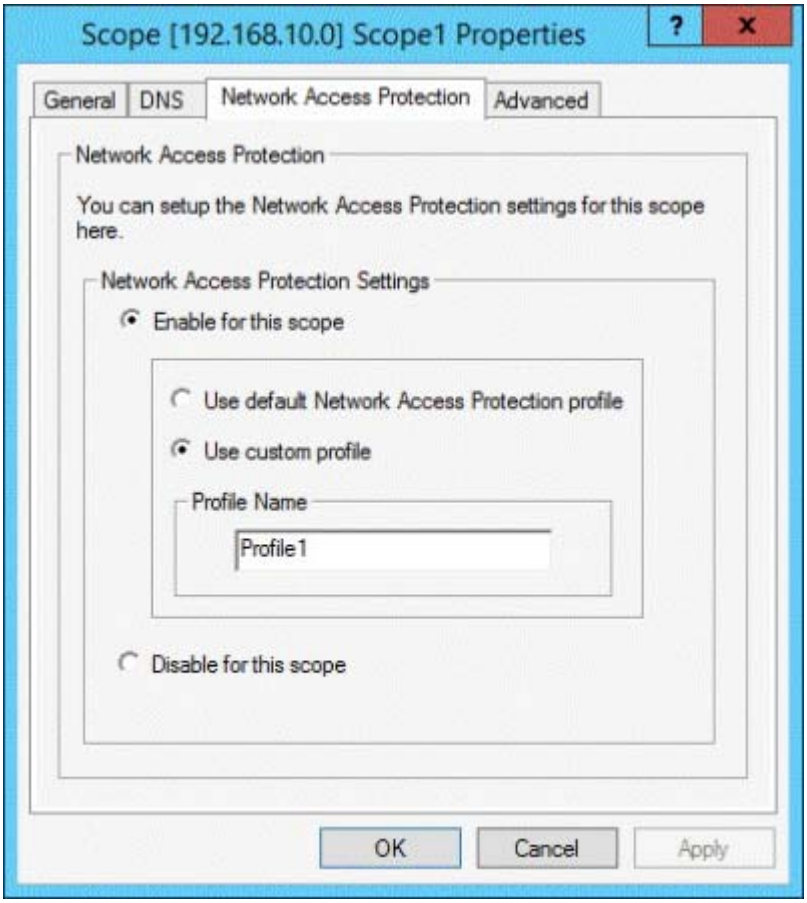

You need to ensure that non-compliant NAP clients receive different DHCP options than compliant NAP clients.

What should you configure on each server? To answer, select the appropriate options for each server in the answer area.

Answer Area

Server1: [ ]

Server2: [ ]

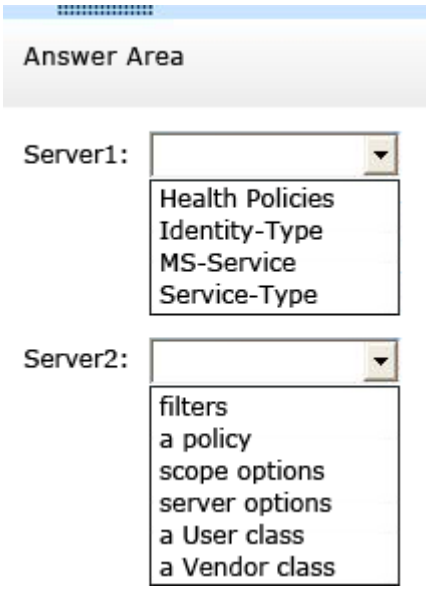

Answer:

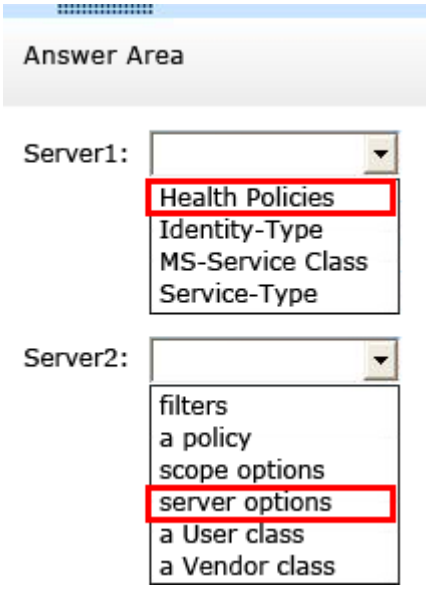

Explanation:

* Health policy on the NAP server.
* The DHCP server must be NAP enabled.

Note: With DHCP enforcement, a computer must be compliant to obtain an unlimited access IP address configuration from a DHCP server. For noncompliant computers, network access is limited by an IP address configuration that allows access only to the restricted network. DHCP enforcement enforces health policy requirements every time a DHCP client attempts to lease or renew an IP address configuration. DHCP enforcement also actively monitors the health status of the NAP client and renews the IPv4 address configuration for access only to the restricted network if the client becomes noncompliant.

5.You are a network administrator of an Active Directory domain named contoso.com.
You have a server named Server1 that runs Windows Server 2012 R2. Server1 has the DHCP Server role and the Network Policy Server role service installed.
You enable Network Access Protection (NAP) on all of the DHCP scopes on Server1.

You need to create a DHCP policy that will apply to all of the NAP non-compliant DHCP clients.
Which criteria should you specify when you create the DHCP policy?
A. The client identifier
B. The user class
C. The vendor class
D. The relay agent information
Answer: B
Explanation:

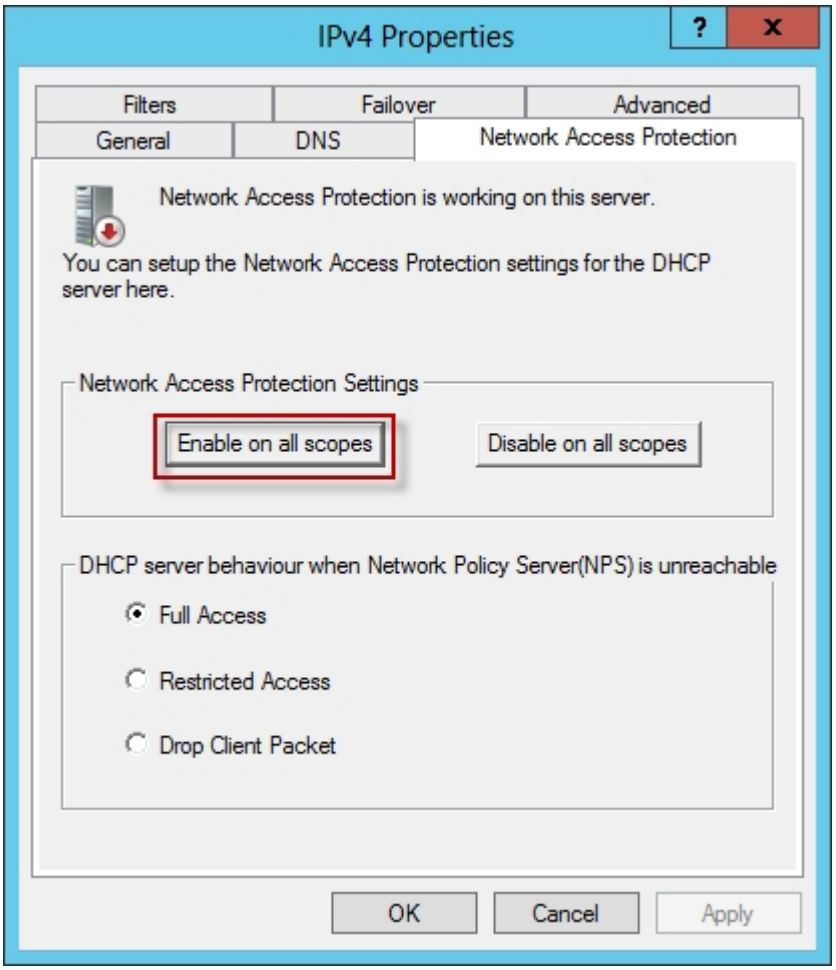

To configure a NAP-enabled DHCP server
1. On the DHCP server, click Start, click Run, in Open, type dhcpmgmt. smc, and then press ENTER.
2. In the DHCP console, open <servername>\IPv4.
3. Right-click the name of the DHCP scope that you will use for NAP client computers, and then click Properties.
4. On the Network Access Protection tab, under Network Access Protection Settings, choose Enable for this scope, verify that Use default Network Access Protection profile is selected, and then click OK.
5. In the DHCP console tree, under the DHCP scope that you have selected, right-click Scope Options, and then click Configure Options.
6. On the Advanced tab, verify that Default User Class is selected next to User class.
7. Select the 003 Router check box, and in IP Address, under Data entry, type the IP address for the default gateway used by compliant NAP client computers, and then click Add.

8. Select the 006 DNS Servers check box, and in IP Address, under Data entry, type the IP address for each router to be used by compliant NAP client computers, and then click Add.
9. Select the 015 DNS Domain Name check box, and in String value, under Data entry, type your organization's domain name (for example, woodgrovebank. local), and then click Apply. This domain is a full-access network assigned to compliant NAP clients.
10. On the Advanced tab, next to User class, choose Default Network Access Protection Class.
11. Select the 003 Router check box, and in IP Address, under Data entry, type the IP address for the default gateway used by noncompliant NAP client computers, and then click Add. This can be the same default gateway that is used by compliant NAP clients.
12. Select the 006 DNS Servers check box, and in IP Address, under Data entry, type the IP address for each DNS server to be used by noncompliant NAP client computers, and then click Add. These can be the same DNS servers used by compliant NAP clients.
13. Select the 015 DNS Domain Name check box, and in String value, under Data entry, type a name to identify the restricted domain (for example, restricted. Woodgrovebank. local), and then click OK. This domain is a restricted-access network assigned to noncompliant NAP clients.
14. Click OK to close the Scope Options dialog box.
15. Close the DHCP console.
Reference: http: //technet.microsoft.com/en-us/library/dd296905%28v=ws.10%29.aspx